

STUDY OF THE SYSTEM $\text{Pr}_2\text{O}_3\text{--SeO}_2\text{--H}_2\text{O}$ AT 100°C AND THE PROPERTIES OF THE COMPOUNDS OBTAINED

G. G. Gospodinov^{1} and M. G. Stancheva²*

¹Department of Inorganic Chemistry, University 'Prof. Assen Zlatarov', Bourgas 8010, Bulgaria

²Technological College, Razgrad, 7200, Bulgaria

(Received June 7, 2003; in revised form September 9, 2003)

Abstract

The solubility of the system $\text{Pr}_2\text{O}_3\text{--SeO}_2\text{--H}_2\text{O}$ at 100°C was studied. The fields of crystallization of $\text{Pr}_2(\text{SeO}_3)_3\cdot\text{H}_2\text{O}$, $\text{PrH}(\text{SeO}_3)_2$, $\text{Pr}(\text{HSeO}_3)_3$ were established. The compounds obtained were identified by means of chemical, X-ray and thermal analysis. The thermal decomposition of $\text{Pr}_2(\text{SeO}_3)_3\cdot\text{H}_2\text{O}$, $\text{PrH}(\text{SeO}_3)_2$, and $\text{Pr}(\text{HSeO}_3)_3$ was determined.

Keywords: praseodymium selenites, reaction mechanisms, solubility isotherm, X-ray pattern

Introduction

The selenites of the rare earths (praseodymium in particular) are used to synthesize selenides, which find application as semiconducting materials. They are also used as initial compounds in the production of luminophors, pigments, etc. The method of obtaining selenides by reduction of selenites of the rare-earth elements has the advantage of taking place quickly and at relatively low temperatures. The composition of the reduction products may vary depending on the composition of the reaction gas medium [1–3]. The data concerning the selenites of praseodymium are rather scarce [4–11]. Authors reported about the synthesis of normal and acid selenites of praseodymium at fixed concentrations of the initial solutions. No studies were carried out for all concentration intervals. No answer was given to the question whether these compounds are the only possible ones in the three-component system Pr–Se–O.

Experimental

High-purity Pr_2O_3 (99.99 mass%) and SeO_2 , obtained by the authors by oxidation of high-purity Se with nitric acid, were used to prepare the system $\text{Pr}_2\text{O}_3\text{--SeO}_2\text{--H}_2\text{O}$ at 100°C . SeO_2 was subjected to additional triple sublimation to achieve better purifi-

* Author for correspondence: E-mail: ggospodinov@btu.bg

cation. According to spectral analysis data the product obtained has the purity of 99.999% (the calculation was made on the concentration of 10 impurities).

In order to study the system Pr₂O₃-SeO₂-H₂O at 100°C, 25 samples were prepared each containing 2 g of Pr₂O₃ and varying concentrations of selenious acid (from 0 to 85 mass%). The ampoules were sealed and thermostated in an air thermostat at 100±0.5°C, and were periodically shaken to ensure further precrystallization. To determine the necessary time for reaching chemical equilibrium, kinetic curves were obtained. For that purpose, more ampoules with the same composition were prepared and opened periodically. Equilibrium was reached when chemical analysis showed that the liquid and the solid phases did not change their composition. It was considered that crystallographic equilibrium was established when the peak intensities and the interplanar distances in the X-ray patterns no longer changed. After chemical and X-ray equilibrium was reached, the liquid and the solid phases were separated at the experimental temperature and subjected to chemical, thermal and X-ray phase analyses.

Chemical analysis was made complexometrically [12] for Pr³⁺ as Pr₂O₃ using xylenol orange as an indicator, and iodometrically and gravimetrically [13] for selenite ions. The concentration of Pr³⁺ ions in the liquid phase was determined spectrophotometrically on a Specol-11 apparatus (Karl Zeiss, Germany) [14].

X-ray analysis was carried out on a URD-6 apparatus (Germany) at Cu anode for K α -emission and a nickel filter for β -emission. An OD-102 derivatograph (MOM, Hungary) was used for thermal analysis by heating the phases from 25 to 1000°C at a rate of 5°C min⁻¹ in metal ceramic crucibles; α -Al₂O₃ was used as a standard substance.

Results and discussion

The results from studying the system Pr₂O₃-SeO₂-H₂O are presented in Fig. 1 and Table 1. Three salts were formed in the system – one normal and two acid ones. In the concentration interval 0.52–3.24 mass% SeO₂ in the liquid phase, a normal salt is ob-

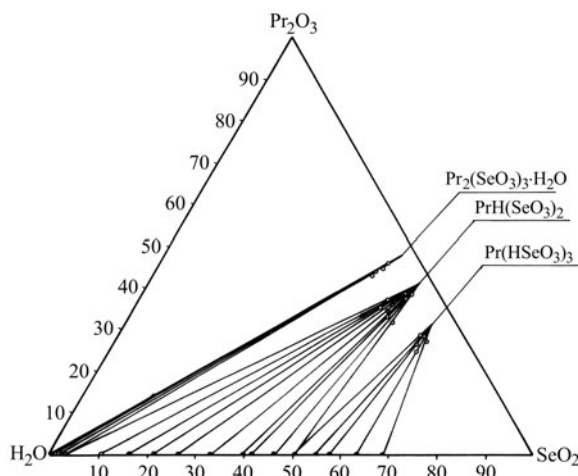


Fig. 1 Solubility isotherm of the system Pr₂O₃-SeO₂-H₂O at 100°C

tained with composition Pr₂(SeO₃)₃·H₂O. In the interval 3.24–50.48 mass% SeO₂ in the liquid phase, the acid salt PrH(SeO₃)₂, [Pr(SeO₃)(HSeO₃)] is formed, and at 50.48–68.74 mass% SeO₂, the salt Pr(HSeO₃)₃ is formed. The phases obtained were identified by the Schreinemakers' method and also by chemical and X-ray phase analyses after isolating them in the pure state.

Table 1 Solubility isotherm of the system Pr₂O₃-SeO₂-H₂O at 100°C

No.	Liquid phase, mass%		Solid phase, mass%		Formula composition
	Pr ₂ O ₃	SeO ₂	Pr ₂ O ₃	SeO ₂	
1.	5.2·10 ⁻³	0.52	46.20	46.50	Pr ₂ (SeO ₃) ₃ ·H ₂ O
2.	6.0·10 ⁻³	1.08	44.05	45.48	Pr ₂ (SeO ₃) ₃ ·H ₂ O
3.	6.4·10 ⁻³	2.50	46.35	45.00	Pr ₂ (SeO ₃) ₃ ·H ₂ O
4.	7.0·10 ⁻³	3.24	45.06	46.40	Pr ₂ (SeO ₃) ₃ ·H ₂ O
5.	8.1·10 ⁻³	3.24	38.10	50.52	PrH(SeO ₃) ₂
6.	8.7·10 ⁻³	10.34	33.89	47.60	PrH(SeO ₃) ₂
7.	8.9·10 ⁻³	16.10	35.90	50.20	PrH(SeO ₃) ₂
8.	9.3·10 ⁻³	22.26	38.47	54.06	PrH(SeO ₃) ₂
9.	9.4·10 ⁻³	26.50	35.55	52.20	PrH(SeO ₃) ₂
10.	9.8·10 ⁻³	33.70	34.60	53.70	PrH(SeO ₃) ₂
11.	1.2·10 ⁻²	39.60	37.55	55.08	PrH(SeO ₃) ₂
12.	1.8·10 ⁻²	41.42	32.60	53.00	PrH(SeO ₃) ₂
13.	2.5·10 ⁻²	46.20	38.25	55.56	PrH(SeO ₃) ₂
14.	3.0·10 ⁻²	50.48	32.05	55.06	PrH(SeO ₃) ₂
15.	4.6·10 ⁻²	50.48	29.10	60.14	Pr(HSeO ₃) ₃
16.	4.8·10 ⁻²	55.00	27.15	62.51	Pr(HSeO ₃) ₃
17.	5.2·10 ⁻²	57.71	28.62	63.05	Pr(HSeO ₃) ₃
18.	5.8·10 ⁻²	63.48	25.48	63.54	Pr(HSeO ₃) ₃
19.	6.4·10 ⁻²	68.74	27.63	64.08	Pr(HSeO ₃) ₃

Well-formed crystals of PrH(SeO₃)₂ were identified by determining their crystallographic parameters: $a=7.049$, $b=8.354$, $c=19.012$ Å, $D_x=4.697$ g cm⁻³. The compound crystallizes in an orthorhombic system with a space group *Pbc*21.

Figure 2 shows the derivatogram of Pr₂(SeO₃)₃·H₂O. The compound is thermally stable at 250°C. At 390°C crystallization water is liberated, and anhydrous praseodymium selenite is formed. The mass loss indicated by the TG curve is 2.50 mass% (theoretical calculation for this transition is 2.64 mass%). Chemical analysis gave the composition of Pr₂O₃ as 49.66 mass%, and that of SeO₂ as 50.23 mass% (theoretical calculations for Pr₂O₃ and SeO₂ are 49.47 and 50.33 mass%, respectively). In the temperature interval 600–640°C, Pr₂(SeO₃)₃ decomposes, 1 mole of SeO₂ is liberated

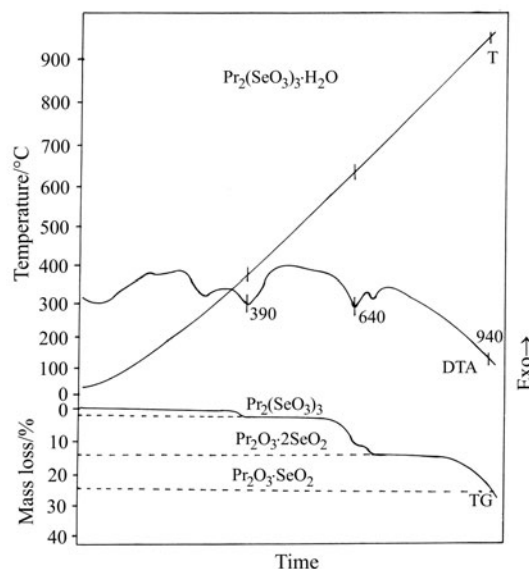


Fig. 2 Thermoanalytical curves of $\text{Pr}_2(\text{SeO}_3)_3 \cdot \text{H}_2\text{O}$

and oxoselenite $\text{Pr}_2\text{O}_3 \cdot 2\text{SeO}_2$ is obtained. The mass loss resulting from this transition is 17.99 mass% (theoretical calculation is 18.94 mass%). Chemical analysis gave the composition of Pr_2O_3 as 59.82 mass% and that of SeO_2 as 40.33 mass% (theoretical calculations for Pr_2O_3 is 59.78 mass% and that for SeO_2 is 40.22 mass%). The endothermic peak at 700°C corresponds to liberation of another mole of SeO_2 and transformation of the compound into oxoselenite with composition $\text{Pr}_2\text{O}_3 \cdot \text{SeO}_2$. However, at 940°C, which is the temperature at which the sample was heated for derivatograph analysis, the mass loss due to thermal decomposition is 25.00 mass%, while the theoretically calculated mass loss is 35.25 mass%, which shows that the process is incompletely. SeO_2 was completely liberated and a pure phase of Pr_2O_3 was obtained in the temperature interval 1000–1200°C.

Figure 3 shows the TG, DTA, T curves of $\text{PrH}(\text{SeO}_3)_2$. This compound is thermally stable at 150°C. In the temperature interval 180–250°C adsorbed and constitutionally bound water is liberated and $\text{PrH}(\text{SeO}_3)_2$ turns into tetraselenite $\text{Pr}_2\text{Se}_4\text{O}_{11}$. The mass loss due to this transition is 3.33 mass% (theoretical calculation is 2.27 mass%). Chemical analysis gave the composition of Pr_2O_3 as 42.59 mass%, and that of SeO_2 as 57.40 mass% (theoretical calculation for Pr_2O_3 is 42.63 mass%, and that for SeO_2 is 57.37 mass%). In the temperature interval 395–440°C, 1 mole of SeO_2 is liberated, and tetraselenite is transformed into a normal salt $\text{Pr}_2(\text{SeO}_3)_3$. The total mass loss due to these transitions is 22.33 mass% (theoretical calculation is 16.29 mass%). The difference between the experimental mass loss and the theoretical one is due to presence of small amount of adsorption water. At 450°C another mole of SeO_2 is liberated and the basic salt $\text{Pr}_2\text{O}_3 \cdot 2\text{SeO}_2$ is formed. The mass loss according to the data from TG curve is 33.33 mass% (theoretical calculation is 33.47 mass%). Chemical analysis gave the composition of Pr_2O_3 as 59.82 mass% and that of SeO_2 as 40.28 mass% (theoretical cal-

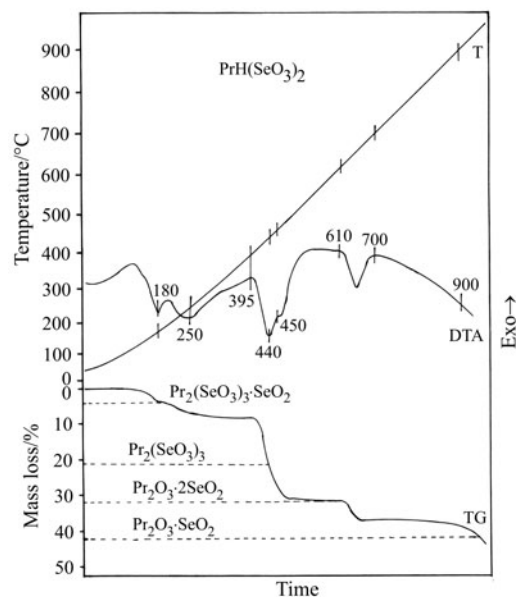


Fig. 3 TG, DTA, T curves of PrH(SeO₃)₂

calculation for Pr₂O₃ is 59.78 mass% and that for SeO₂ is 40.22 mass%). In the temperature interval 610–700°C yet another mole of SeO₂ is liberated, and a second basic salt Pr₂O₃·SeO₂ is obtained. The total mass loss due to all decomposition reactions so far is 42.00 mass% (theoretical calculation is 44.33 mass%). X-ray phase analysis data show that the main phase obtained in this transformation is Pr₂O₃·SeO₂. Insignificant amount of Pr₂O₃·2SeO₂ is also present. Complete liberation of SeO₂ takes place at 1100–1200°C, and Pr₂O₃ and insignificant quantities of Pr₆O₁₁ are obtained.

The compound Pr(HSeO₃)₃ is thermally stable at 300°C. Dehydration with liberation of constitutional water takes place at higher temperatures. The mass loss due to this transformation is 5.17 mass% (theoretical calculation is 5.14 mass%). Chemical analysis gave the composition of Pr₂O₃ as 33.20 mass% and that of SeO₂ as 66.73 mass% (theoretical calculation is 33.13 mass% for Pr₂O₃, and 66.87 mass% for SeO₂). At 460°C two moles of SeO₂ are liberated and the initial selenite turns into Pr₂(SeO₃)₃·SeO₂. The mass loss due to this transformation is 26.34 mass% (theoretical calculation is 26.28 mass%). At 600°C yet another mole of SeO₂ is liberated and the compound is transformed into a normal salt Pr₂(SeO₃)₃. The mass loss in this transformation is 36.90 mass% (theoretical calculation is 36.86 mass%). Chemical analysis gave the composition of Pr₂O₃ as 49.83 mass%, and that of SeO₂ as 50.25 mass% (theoretical calculation for Pr₂O₃ is 49.77 mass% and that for SeO₂ is 50.23 mass%). The selenite obtained has stoichiometric composition.

Further decomposition of Pr₂(SeO₃)₃ takes place by the scheme of the normal salt described by us. The suggested mechanism of thermal decomposition of Pr(HSeO₃)₃ is in good agreement with the one described in [15, 16].

Identification of the intermediate phases obtained in the course of thermal decomposition of the three salts was confirmed by chemical and X-ray phase analyses of these products by modeling the conditions of thermal analysis. This paper represents continuation of our investigation on the three-component systems of the type Ln₂O₃-SeO₂-H₂O [17-21].

Conclusions

- The solubility isotherm of the system Pr₂O₃-SeO₂-H₂O at 100°C was studied. It was proved that three salts are formed in the system, namely: Pr₂(SeO₃)₃·H₂O, PrH(SeO₃)₂ and Pr(HSeO₃)₃.
- The parameters of the crystal lattice of PrH(SeO₃)₂ were determined.
- Complex thermal analysis by means of the derivatograph of the compounds obtained was made. Furthermore, the intermediate phases and the mechanism of the decomposition were studied.

References

- 1 L. Ja. Markovskij, M. C. Soboleva and Ya. A. Sapognikov, *J. Prikl. Chem.*, 38 (1965) 717.
- 2 R. A. Safina, Avtoref. Dis. Kand. Chim. Nauk, L. GIJH, 1969, 17.
- 3 E. Immonen, M. Koskenlinna, L. Ninissto and T. Pakanen, *Finn. Chem. Lett.*, 3 (1976) 67.
- 4 E. Giesbrecht and I. Giolito, *An. Da Acad. Brasileira de Ciencias*, 39 (1967) 233.
- 5 K. I. Petrov, Ya. M. Golovin, M. B. Varfolomeev and E. M. Remennik, *J. Neorg. Chem.*, 18 (1973) 385.
- 6 A. I. Majer, Ya. L. Syponickij and M. H. Karapetyanc, *Izv. AN SSSR. Neorg. Mater.*, 2 (1966) 778.
- 7 A. I. Majer, T. A. Soldatova and M. H. Karapetyanc, *Tr. MHTI 'D. I. Mendeleeva'*, 62 (1969) 39.
- 8 A. I. Majer, T. A. Soldatova and M. H. Karapetyanc, *Izv. AN SSSR. Neorg. Mater.*, 5 (1969) 1712.
- 9 Ya. L. Syponickij, A. I. Majer and M. H. Karapetyanc, *Tr. MHTI 'D. I. Mendeleeva'*, 54 (1967) 27.
- 10 A. I. Majer, Ya. L. Syponickij and M. H. Karapetyanc, *Izv. Vuz. Chem. i Chem.Tech.*, 14 (1971) 3.
- 11 M. Pedro, J. C. Trombe and A. Castro, *J. Materials Science Letters*, 14 (1995) 994.
- 12 V. Umlang, A. Ianssen, D. Tierg and C. Winsch, *Theorie und Praktische Anwendung von Complexbildnern*, Dechema, Frankfurt am Main 1971.
- 13 I. I. Nazarenko and E. I. Ermakov, *Analiticheskaia Himia Selena i Telura*, Nauka, Moscow 1974, pp. 5., 59
- 14 D. I. Ryabchikov and V. A. Ryabuhin, *Analiticheskaia Himia Redkozemelnih elementov*, Nauka, Moscow 1966, p. 187.
- 15 G. S. Savchenko, I. V. Tananaev and A. N. Volodina, *Izv. AN SSSR. Neorg. Mater.*, 4 (1968) 1097.
- 16 M. H. Karapetyanc, A. I. Majer and T. A. Soldatova, *Izv. AN SSSR. Neorg. Mater.*, 6 (1970) 1118.
- 17 G. G. Gospodinov and M. G. Stancheva, *J. Therm. Anal. Cal.*, 55 (1999) 221.
- 18 G. G. Gospodinov and M. G. Stancheva, *J. Therm. Anal. Cal.*, 65 (2001) 275.
- 19 G. G. Gospodinov and M. G. Stancheva, *J. Therm. Anal. Cal.*, 67 (2002) 463.
- 20 G. G. Gospodinov and M. G. Stancheva, *J. Therm. Anal. Cal.*, 73 (2003) 835.
- 21 G. G. Gospodinov and M. G. Stancheva, *J. Therm. Anal. Cal.*, 73 (2003) 859.

Identification of the intermediate phases obtained in the course of thermal decomposition of the three salts was confirmed by chemical and X-ray phase analyses of these products by modeling the conditions of thermal analysis. This paper represents continuation of our investigation on the three-component systems of the type Ln₂O₃-SeO₂-H₂O [17-21].

Conclusions

- The solubility isotherm of the system Pr₂O₃-SeO₂-H₂O at 100°C was studied. It was proved that three salts are formed in the system, namely: Pr₂(SeO₃)₃·H₂O, PrH(SeO₃)₂ and Pr(HSeO₃)₃.
- The parameters of the crystal lattice of PrH(SeO₃)₂ were determined.
- Complex thermal analysis by means of the derivatograph of the compounds obtained was made. Furthermore, the intermediate phases and the mechanism of the decomposition were studied.

References

- 1 L. Ja. Markovskij, M. C. Soboleva and Ya. A. Sapoginikov, J. Prikl. Chem., 38 (1965) 717.
- 2 R. A. Safina, Avtoref. Dis. Kand. Chim. Nauk, L. GIJH, 1969, 17.
- 3 E. Immonen, M. Koskenlinna, L. Ninissto and T. Pakanen, Finn. Chem. Lett., 3 (1976) 67.
- 4 E. Giesbrecht and I. Giolito, An. Da Acad. Brasileira de Ciencias, 39 (1967) 233.
- 5 K. I. Petrov, Ya. M. Golovin, M. B. Varfolomeev and E. M. Remennik, J. Neorg. Chem., 18 (1973) 385.
- 6 A. I. Majer, Ya. L. Syponickij and M. H. Karapetyanc, Izv. AN SSSR. Neorg. Mater., 2 (1966) 778.
- 7 A. I. Majer, T. A. Soldatova and M. H. Karapetyanc, Tr. MHTI 'D. I. Mendeleeva', 62 (1969) 39.
- 8 A. I. Majer, T. A. Soldatova and M. H. Karapetyanc, Izv. AN SSSR. Neorg. Mater., 5 (1969) 1712.
- 9 Ya. L. Syponickij, A. I. Majer and M. H. Karapetyanc, Tr. MHTI 'D. I. Mendeleeva', 54 (1967) 27.
- 10 A. I. Majer, Ya. L. Syponickij and M. H. Karapetyanc, Izv. Vuz. Chem. i Chem.Tech., 14 (1971) 3.
- 11 M. Pedro, J. C. Trombe and A. Castro, J. Materials Science Letters, 14 (1995) 994.
- 12 V. Umlang, A. Ianssen, D. Tierg and C. Winsch, Theorie und Praktische Anwendung von Complexbildnern, Dechema, Frankfurt am Main 1971.
- 13 I. I. Nazarenko and E. I. Ermakov, Analiticheskaia Himia Selena i Telura, Nauka, Moscow 1974, pp. 5., 59
- 14 D. I. Ryabchikov and V. A. Ryabuhin, Analiticheskaia Himia Redkozemelnih elementov, Nauka, Moscow 1966, p. 187.
- 15 G. S. Savchenko, I. V. Tananaev and A. N. Volodina, Izv. AN SSSR. Neorg. Mater., 4 (1968) 1097.
- 16 M. H. Karapetyanc, A. I. Majer and T. A. Soldatova, Izv. AN SSSR. Neorg. Mater., 6 (1970) 1118.
- 17 G. G. Gospodinov and M. G. Stancheva, J. Therm. Anal. Cal., 55 (1999) 221.
- 18 G. G. Gospodinov and M. G. Stancheva, J. Therm. Anal. Cal., 65 (2001) 275.
- 19 G. G. Gospodinov and M. G. Stancheva, J. Therm. Anal. Cal., 67 (2002) 463.
- 20 G. G. Gospodinov and M. G. Stancheva, J. Therm. Anal. Cal., 73 (2003) 835.
- 21 G. G. Gospodinov and M. G. Stancheva, J. Therm. Anal. Cal., 73 (2003) 859.